

Vivo Bio Tech Ltd.

Vivo Bio Tech Ltd. | BSE Code: 511509 | Market Data as on Date: 20 Feb 2017

Current Price (₹)	100.00	Market Cap (₹ Crores)	93.50	Book Value (₹)	12.45
52 Week High (₹)	100.00	Shares Outstanding	93,50,520	P/B Ratio	8.03
52 Week Low (₹)	35.20	Beta - Sensex	(0.13)	Earnings Per Share (₹)	2.76
Face Value per Share (₹)	10.00	Dividend Yield (%)	-	P/E Ratio	36.23

Company Info:

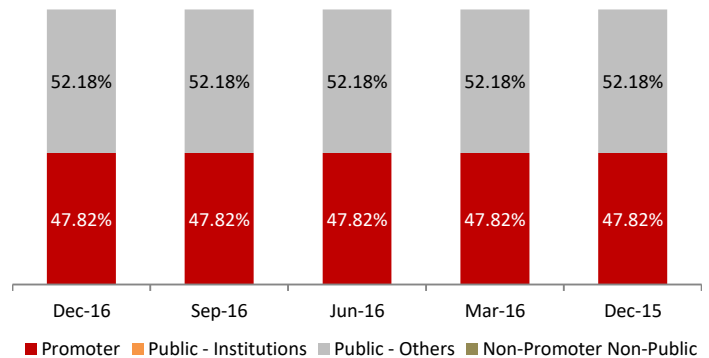
Vivo Bio Tech Limited provides drug development and discovery services to pharmaceutical, biotech, and agri companies worldwide. The Company offers services in the areas of in-vitro, in-vivo, toxicity studies, pharmacological investigations, pharmacokinetic and toxicokinetic studies, etc. Its biologic research services include molecular biology services, mutation screening by growth promotion tests, process development and scale-up of recombinant proteins, etc. The Company offers in-vitro services and screening programs, such as AMES, micronucleus, oxidative DNA damage, and SHE cell transformation assay, as well as various in-vitro ADME services to support drug development program. The Company was formerly known as Sunshine Factors & Exports Limited and changed its name to Vivo Bio Tech Limited in September 2002. Vivo Bio Tech Limited was incorporated in 1987 and is based in Secunderabad, India.

Peer Comparison

	Vivo Bio Tech	Biocon Ltd	Alpa Lab
Sales	8.48	655.00	17.08
PAT	0.73	104.10	3.15
Equity	9.35	100.00	21.04
EPS	0.78	5.30	1.50
OPM %	29.92	28.43	21.65
NPM %	8.58	15.89	18.46

* Peers are grouped according to sector and market cap

Shareholding Pattern



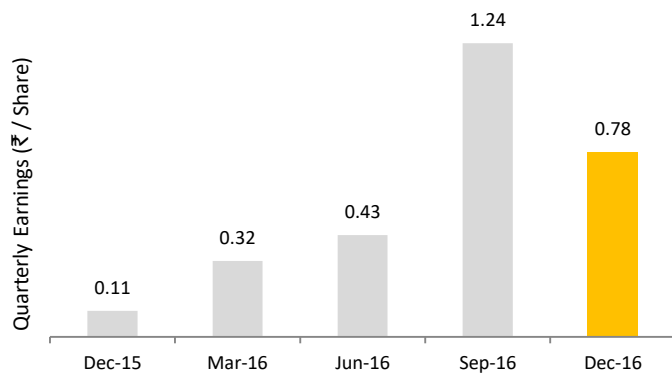
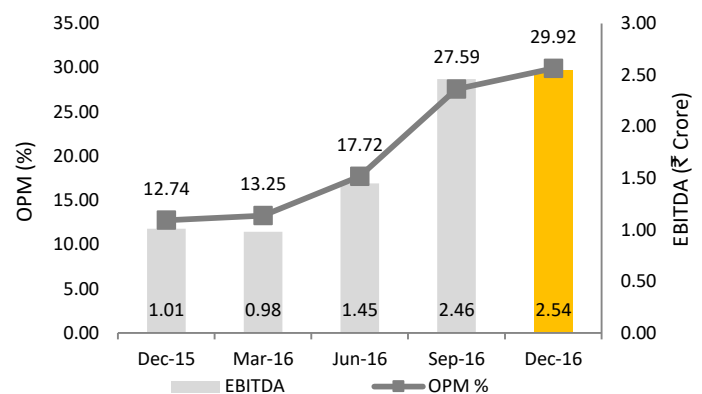
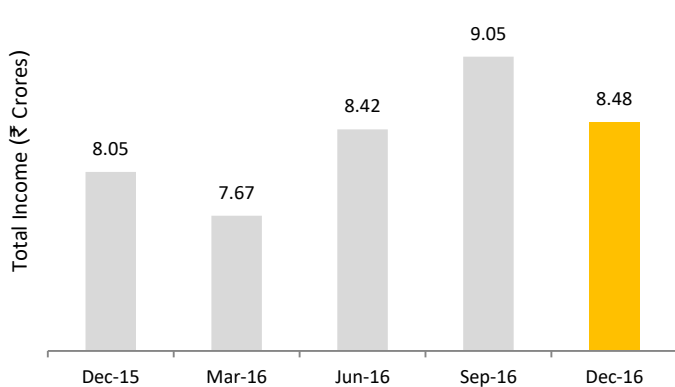
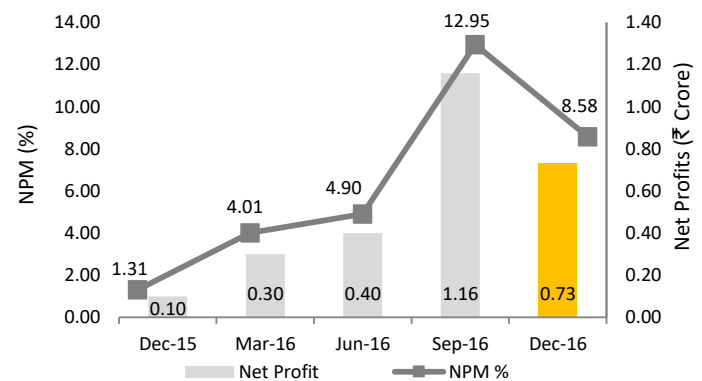
Quarterly Review - Dec 16:

The Company has recorded revenues of ₹ 8.48 Crores during the current quarter as against ₹ 7.91 Crores for the corresponding quarter last year. EBITDA margins for the current quarter increased to 29.95% in Dec quarter this year as compared to 12.77% in the same quarter previous year. The Profit after Tax (PAT) for the current quarter stood at ₹ 0.73 Crores.

Quarterly Results:

Income Statement

	Figures in ₹ Crores							
	Dec-16	% of (1)	Dec-15	% of (1)	Sep-16	% of (1)	Jun-16	% of (1)
Revenue	8.48		7.91		8.92		8.18	
Total Income	8.48		8.05		9.05		8.42	
Expenditure	(5.94)	-70.05%	(7.04)	-89.00%	(6.58)	-73.77%	(6.97)	-85.21%
Interest	(0.57)	-6.72%	(0.10)	-1.26%	(0.09)	-1.01%	(0.10)	-1.22%
PBDT	1.97	23.23%	0.91	11.50%	2.37	26.57%	1.35	16.50%
PBIDT	2.54	29.95%	1.01	12.77%	2.46	27.58%	1.45	17.73%
Depreciation	(1.00)	-11.79%	(0.76)	-9.61%	(0.97)	-10.87%	(0.84)	-10.27%
PBT	0.97	11.44%	0.15	1.90%	1.41	15.81%	0.51	6.23%
Tax	(0.24)	-2.83%	(0.04)	-0.51%	(0.25)	-2.80%	(0.11)	-1.34%
Net Profit	0.73	8.61%	0.10	1.26%	1.16	13.00%	0.40	4.89%

Quarter on Quarter Changes:
Quarterly EPS History

Operational Profitability

Quarterly Income Growth

Quarterly PAT Margins


DISCLOSURE: THIS REPORT HAS BEEN SPONSORED BY BSE - INVESTOR PROTECTION FUND TRUST

RESEARCH ANALYST: WAHEED SHAIKH

DISCLAIMER: While SES has made every effort and has exercised due skill, care and diligence in compiling this report based on publicly available information, it neither guarantees its accuracy, completeness or usefulness, nor assumes any liability whatsoever for any consequence from its use. This report does not have any approval, express or implied, from any authority, nor is it required to have such approval. The users are strongly advised to exercise due diligence while using this report. This report in no manner constitutes an offer, solicitation or advice to buy or sell securities, nor solicits votes or proxies on behalf of any party. SES has no financial liability whatsoever, to the subscribers / users of this report. The report is released in India and SES has ensured that it is in accordance with Indian laws. Person resident outside India shall ensure that laws in their country are not violated while using this report; SES shall not be responsible for any such violation. This report should not be reproduced or redistributed or communicated directly or indirectly in any form to any other person - especially outside India or published or copied in whole or in part, for any purpose.

ABOUT SES: Stakeholders' Empowerment Services is a not for profit initiative of like-minded people with a vision to achieve a corporate governance state where all stakeholders are treated in just and fair manner. We believe that this journey can be possible only with active participation of all stakeholders. For more information please contact SES at +91 22 4022 0322, or via e-mail: info@sesgovernance.com

SEBI Reg. No. INH000000016

Stakeholders' Education | Proxy Advisory | Corporate Governance Research | Corporate Governance Score